



RED OAK, TEXAS

GROWTH IN RED OAK





MISSION

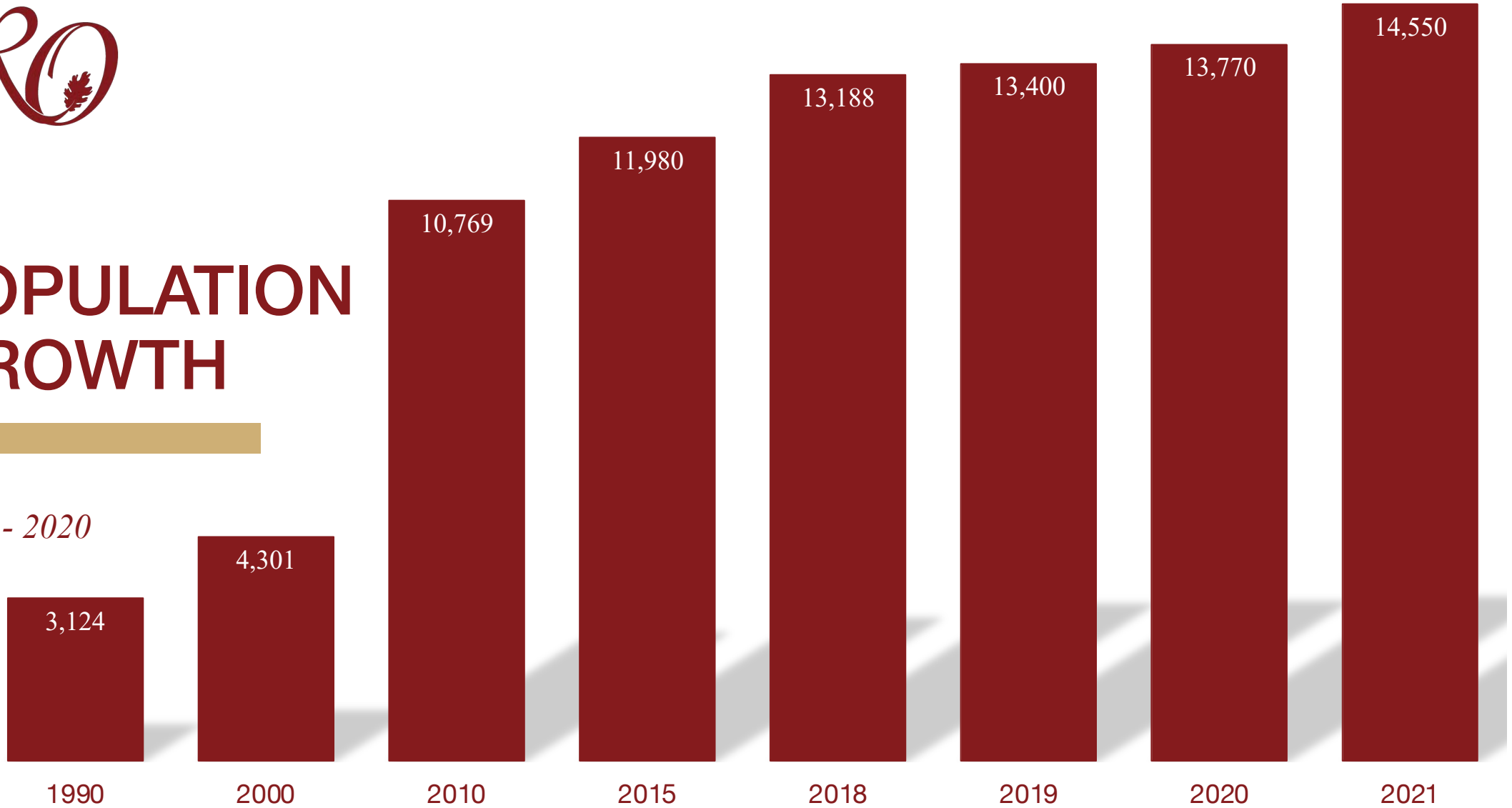
Building Our Future From Our Heritage

To embrace progress and the future while effectively managing the growth and development and preserving our heritage and quality of life. To facilitate the improvement of and enhance the quality of life for all citizens with the efficient delivery of services.

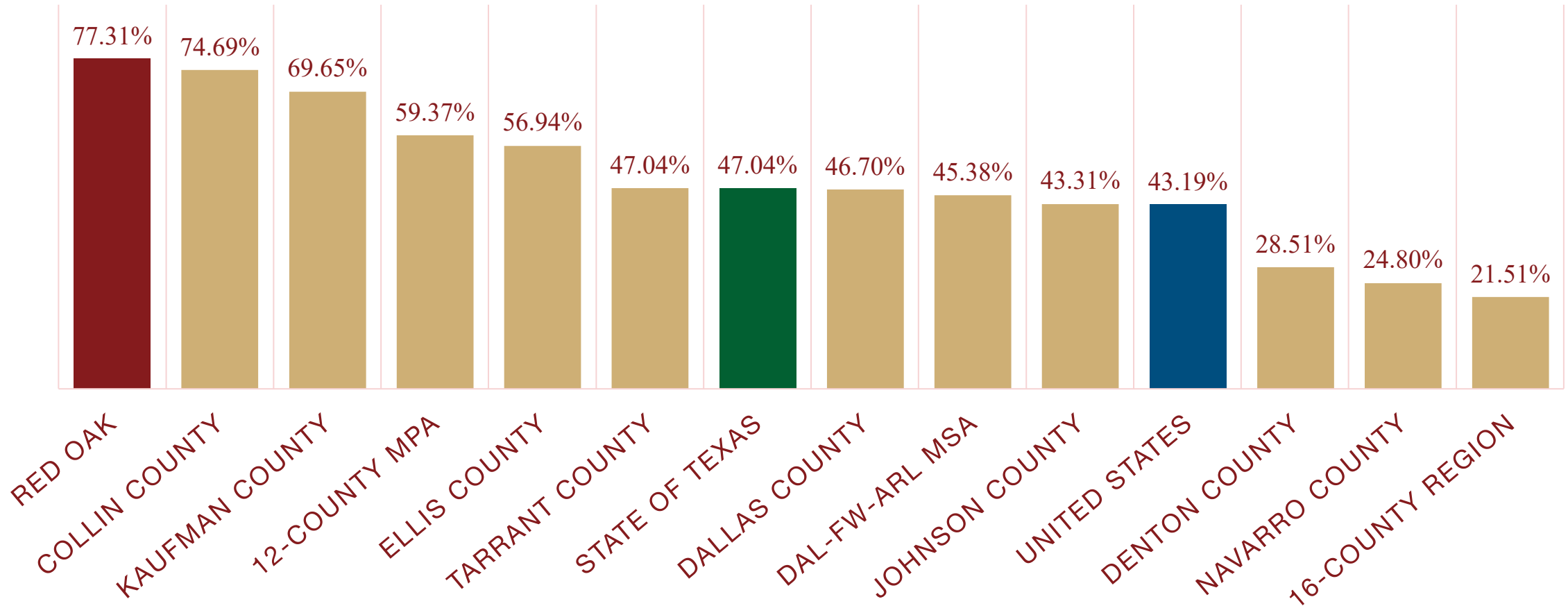


POPULATION GROWTH

1990 - 2020




POPULATION GROWTH RATES *1990-2021*

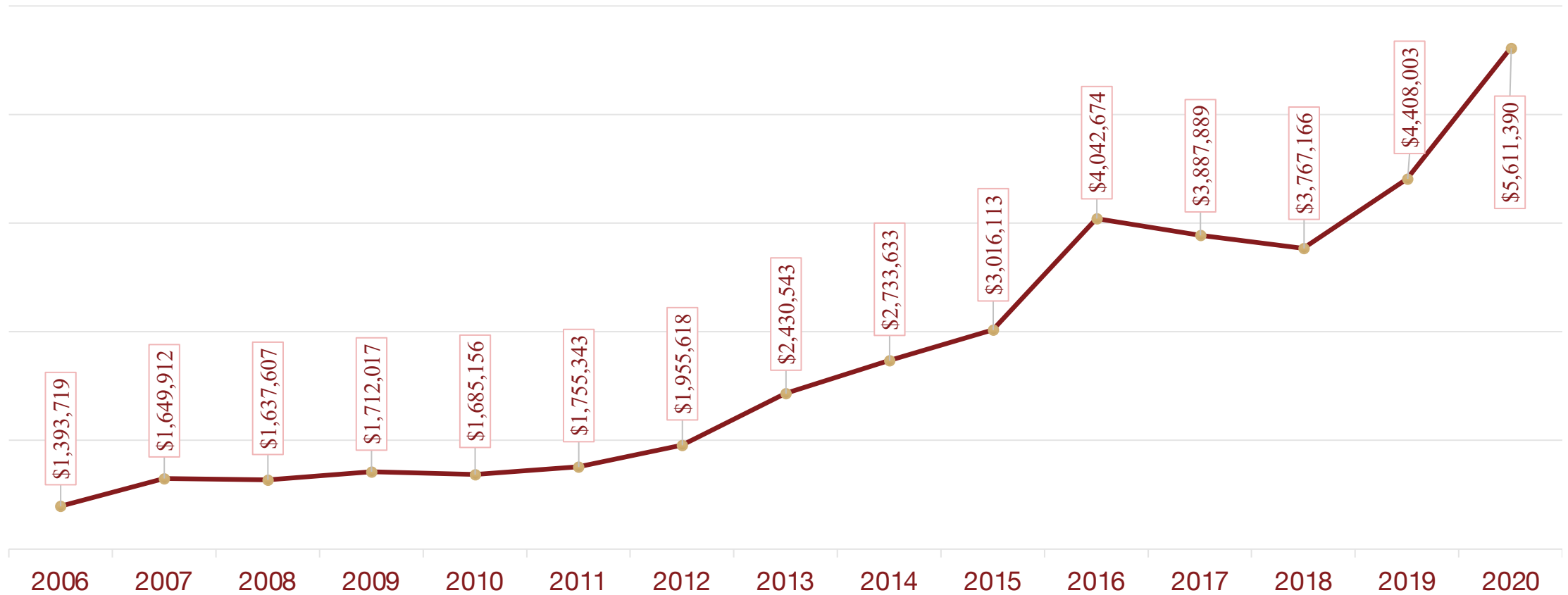


SOURCE: US CENSUS DATA. NORTH CENTRAL TEXAS COUNCIL OF GOVERNMENTS. 2021 DATA SETS

AD VALOREM PROPERTY TAX *Selected Area Cities*



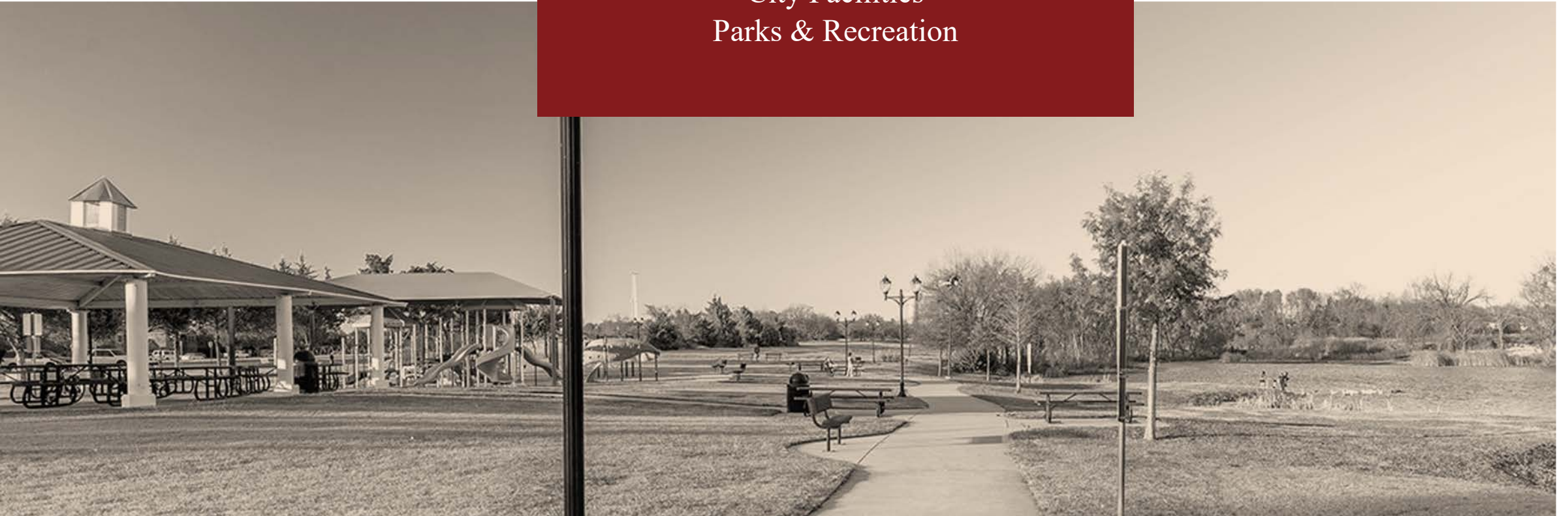
SALES TAX COLLECTIONS *2006 - 2020*





COMMUNITY IMPROVEMENTS

City Facilities
Parks & Recreation



NEW MUNICIPAL CENTER



200 Live Oak Street

PARK IMPROVEMENTS



Hargrove Park Soccer Fields
Pinehurst Rd.



Hargrove Splash Pad.
Pinehurst Rd.

PARK IMPROVEMENTS



Live Oak Football Field

Live Oak St.




Live Oak Baseball/Softball Field

Live Oak St.

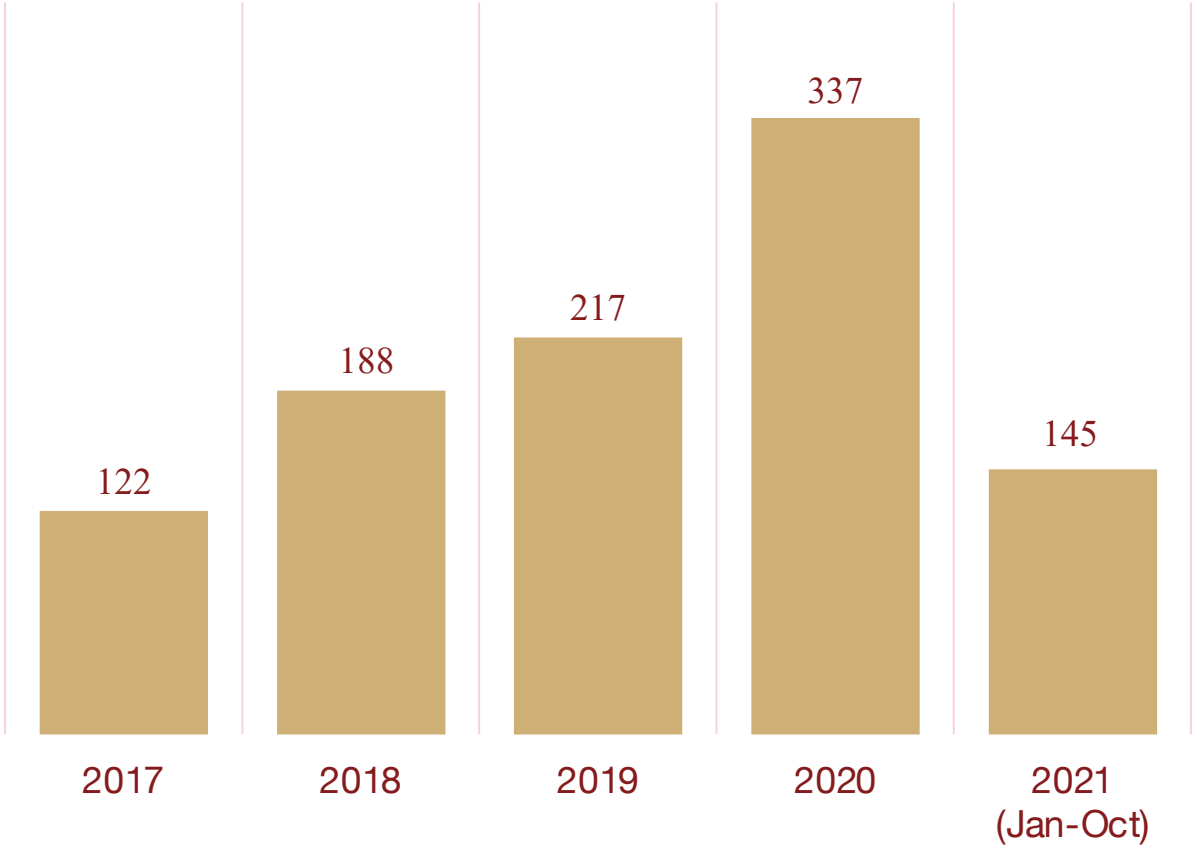


RED OAK DEVELOPMENTS

Residential | Healthcare
Industrial | Commercial



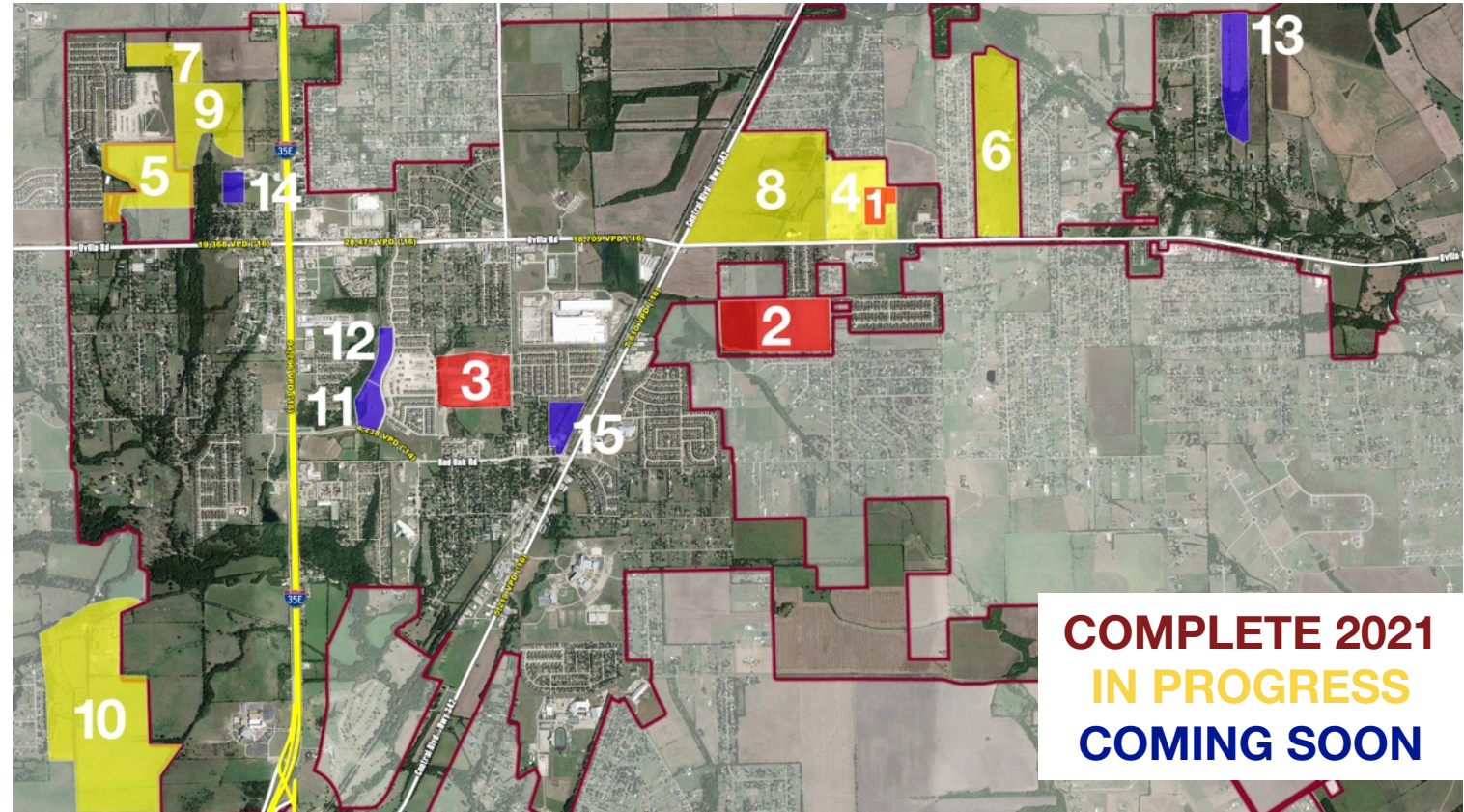
RESIDENTIAL PERMITS ISSUED 2017 - 2021



RESIDENTIAL DEVELOPMENTS 2020 - 2024



#	Developments
1	Arabella of Red Oak
2	Cole Manor
3	The Woods of Red Oak II
4	Camden Park
5	Creek Bend
6	Crystal Lake
7	Meadow Ridge
8	Oakmont
9	Summerwood
10	The Oaks
11	Emerson Apartments
12	Enclave
13	Hidden Creek Phase 3
14	Legacy Square Apartments
15	Oakpointe Townhomes



COMPLETE 2021
IN PROGRESS
COMING SOON

Median Listing Price \$272,600 | Median Square Footage 1,988

RESIDENTIAL DEVELOPMENTS *2020 - 2024*



Developments	2020	2021	2022	2023	2024	Total Lots/Units	Full Build Out
Arabella of Red Oak	180	-	-	-	-	180	180
Cole Manor	24	24	-	-	-	71	71
The Woods of Red Oak II	66	-	-	-	-	132	205
Camden Park	-	40	40	-	-	80	167
Creek Bend	-	38	38	38	-	152	152
Crystal Lake	-	30	30	30	-	90	90
Meadow Ridge	-	-	50	50	50	232	232
Oakmont	85	100	85	85	85	518	518
Summerwood	42	41	41	41	41	248	248
The Oaks		35	108	108	108	432	650
Emerson Apartments	-	-	-	306	-	306	306
Enclave	-	-	-	25	25	54	54
Hidden Creek Phase 3	-	-	20	20	-	40	40
Legacy Square Apartments	-	-	188	-	-	188	188
Oakpointe Townhomes	-	-	-	55	55	110	166

2020-2024 Total Growth

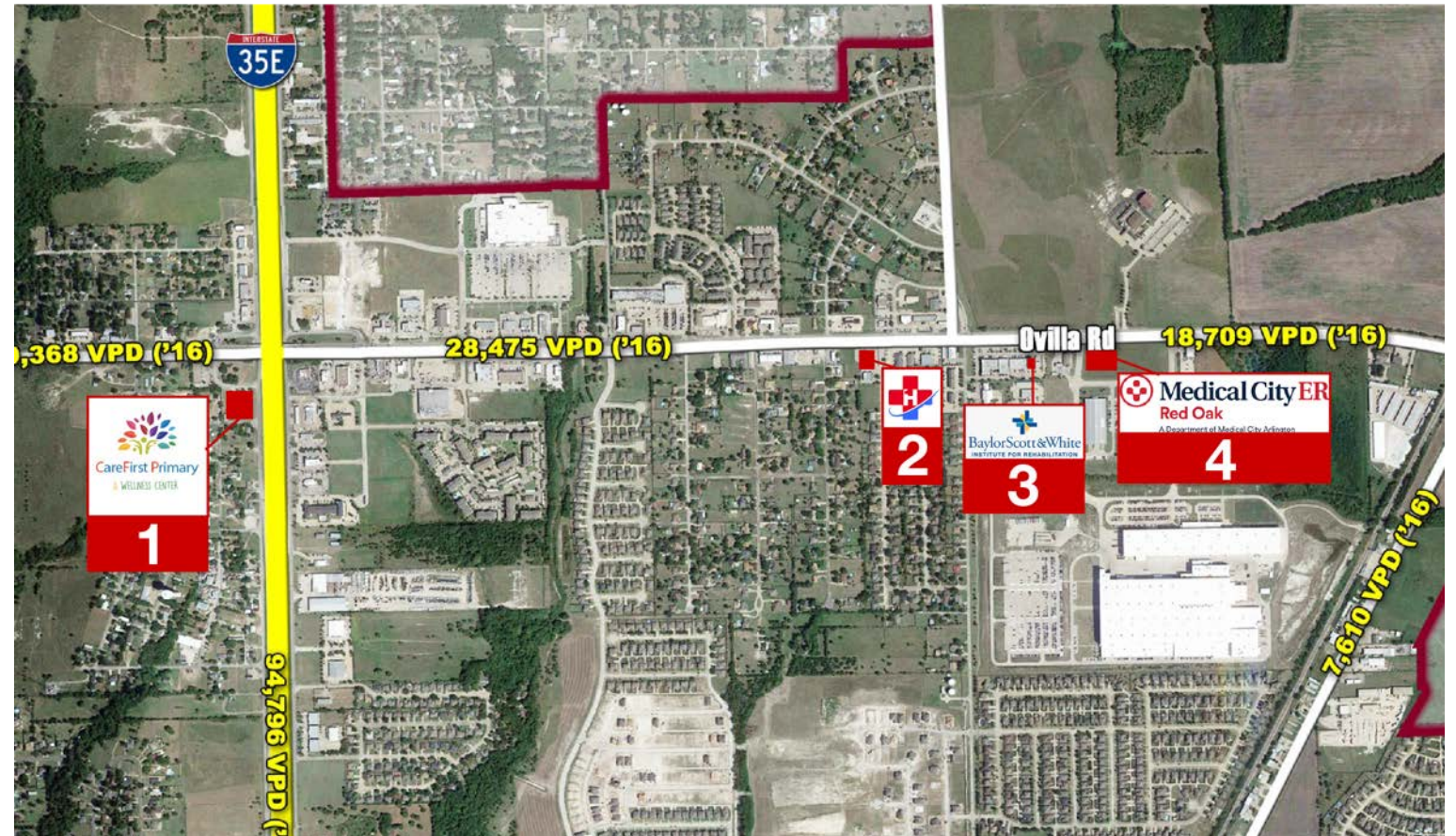
Year	Total # Lots	Population Growth
2020	570	1682
2021	532	1569
2022	662	1589
2023	800	2197
2024	561	1629
TOTAL	2431	8665

@ 2.95 persons per single family
 @ 2.5 person per apartment/townhome

HEALTHCARE DEVELOPMENTS



#	Developments
1	Care First Primary & Wellness Center
2	1 st Health Family Clinic & Cardiology
3	Baylor Scott & White Institute for Rehabilitation
4	Medical City ER



INDUSTRIAL DEVELOPMENT



#	Developments
1	Alamo Mission Datacenters (Phases 1-3)
2	Compass Data Centers (Phase 1)
3	Compass Data Centers (Phase 2)
4	Compass Data Centers (Phase 3-7)
5	T-5 Datacenters
6	Bombardier Aerospace
7	Qarbon Aerospace
8	National Freight Industries
9	Red Oak IDC Property – Under Contract



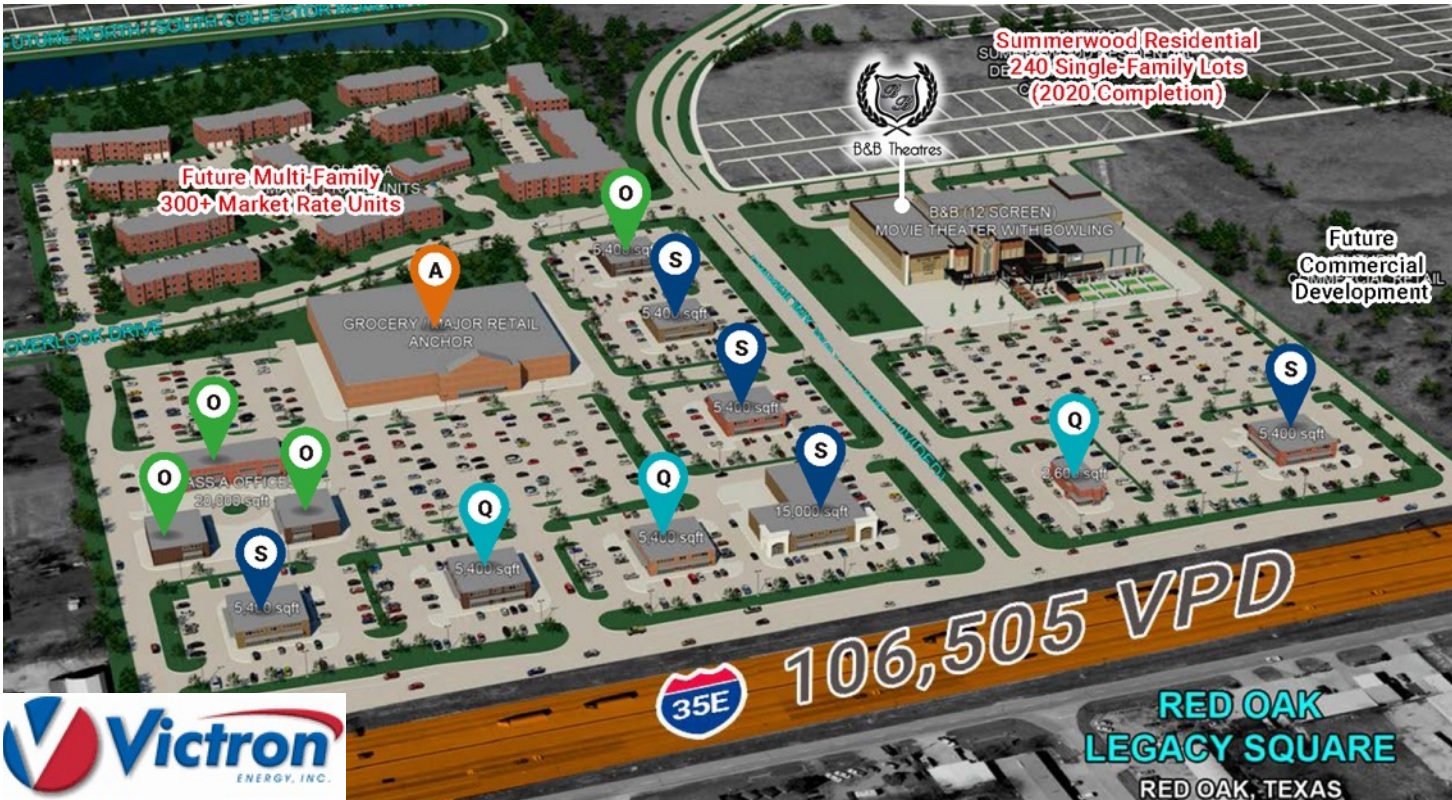
COMMERCIAL & RETAIL DEVELOPMENTS



#	Developments
1	Red Pak Legacy Square
2	La Quinta del Sol Hotel
3	The Hamptons Event Venue
4	Te'Jun the Texas Cajun Restaurant
5	Knox Travel Center & Wendy's
6	Caliber Collision
7	KFC
8	7/Eleven & Laredo Taco Company
9	Soulman's Barbecue Restaurant
10	Snap Fitness Center
11	Paleteria Ice Cream Shop
12	Fuzzy's Taco Shop
13	7/Eleven Convenience Store



COMMERCIAL & RETAIL DEVELOPMENTS



Red Oak Legacy Square

NWQ I-35 & F.M. 664/ Ovilla Rd.

Construction starting Summer 2021
 70-acre mixed use development with planned 300 multi-family units, retail and restaurants.

- 
Class A Medical/Office Space Available **20,000 SF**
- 
QSR / Drive Thru Restaurant Available **2,600 SF**
- 
End Cap & Inline Shop Space Available **1,500 SF - 5,400 SF**
- 
Anchor/Junior Anchor Space Available **75,000 SF**



RO

RED OAK, TEXAS